

<b>Effective Date</b>	28 July 2011
<b>Effective Statement Letter No</b>	S-8243/BL/2011
<b>Launch Date</b>	3 August 2011
<b>Currency</b>	IDR
<b>NAV/Unit</b>	IDR 817.05
<b>Fund Size</b>	IDR 10.67 Bio
<b>Minimum Investment</b>	IDR 100,000.00
<b>Unit Offered</b>	1,000,000,000 Unit
<b>Valuation Period</b>	Daily

<b>Initial Fee</b>	Max 3.00%
<b>Redemption Fee</b>	Max 1.50%
<b>Switching Fee</b>	Max 1.50%
<b>Management Fee</b>	Max 3.00%
<b>Custodian Fee</b>	Max 0.25%

**About The Fund Manager**

PT PNM Investment Management is a subsidiary of PT Permodalan Nasional Madani, a business entity which is also a member of the Ultra Micro Holding which consists of PT Bank Rakyat Indonesia (Persero) Tbk as the parent holding. In managing Mutual Funds, PT PNM Investment Management as the Investment Manager has received several awards. The management of PT PNM Investment Management consists of professionals who are experienced in the Capital Market sector. The Company is backed and fully supported by a group of financial institutions that are state-owned enterprises.

**Investment Objective**

The fund's objective is to achieve optimum long term asset growth through investment in equities. The fund is actively managed.

**Asset Allocation**

Equity	: 80% - 100%
Money Market	: 0% - 20%
Cash	: 0% - 20%

**Portfolio Breakdown**

Equity	: 93.30%
Money Market	: 0.00%
Cash	: 6.70%

**Top Asset Holding**

		%	
1	BBRI	PT Bank Rakyat Indonesia	9%
2	TLKM	PT Telkom Indonesia	9%
3	BMRI	PT Bank Mandiri	9%
4	BBCA	PT Bank Central Asia	9%
5	BBNI	PT Bank Negara Indonesia	7%
6	ASII	PT Astra International	6%
7	AKRA	PT AKR Corporindo	5%
8	INDF	PT Indofood Sukses Makmur	4%
9	ICBP	PT Indofood CBP	4%
10	TOWR	PT Sarana Menara Nusantara	3%

<b>Fund Performance (%)</b>	<b>Ytd</b>	<b>1 Mo</b>	<b>3 Mos</b>	<b>6 Mos</b>	<b>1 Yr</b>	<b>3 Yrs</b>	<b>5 Yrs</b>	<b>Incpt</b>
<b>PNM SAHAM AGRESIF</b>	0.69%	0.69%	-0.06%	-9.52%	-5.36%	7.04%	-6.08%	-18.30%
IHSG	-0.89%	-0.89%	6.75%	3.99%	5.39%	22.95%	10.33%	74.25%

**Potential Risk**

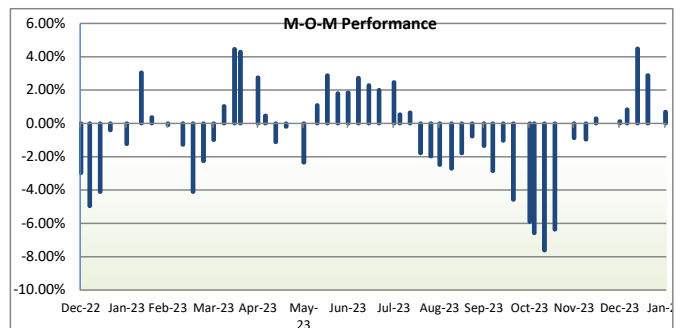
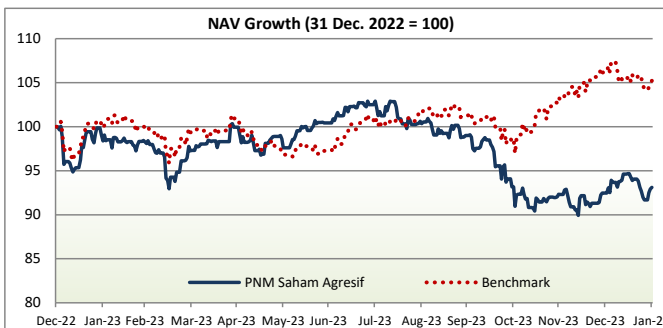
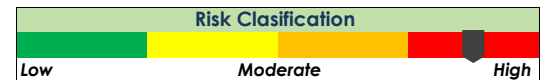
- Market
- Liquidity
- Macroeconomic
- Political

**Best Month**

Nov-11  
19.43%

**Worst Month**

Mar-20  
-34.77%



**Custodian Bank**

Bank DBS Indonesia  
**ISIN Code**  
IDN000118106

**Custodian Bank Profile**

Bank DBS Indonesia obtained a license to open a Custodian business and operation from the Capital Market and Financial Institution Supervisory Agency (BAPEPAM & LK) on August 9, 2006 by Decree Number KEP-02/BL/KSTD/2006.

**Information of Mutual Fund Ownership:** In accordance with OJK regulations, confirmation letters for mutual fund purchase and redemption transaction are valid legal evidence of mutual fund ownership issued and sent by the Custodian Bank. Investors should be able to directly check the updated mutual fund ownership through <https://access.ksei.co.id/>



Past performance of the fund is not a guarantee of this future performance and unit price can go down as well as up and you may lose principal investment. This report is produce for information purposes only, and is not intended to create any rights or obligations. Information describe in this report may not be suitable for all Investors and you are advised to seek independent financial advice before making any investment decisions.



PT PNM Investment Management is registered and supervised by the Financial Services Authority (OJK), and every product offering is carried out by officers who have been registered and supervised by the Financial Services Authority (OJK).



**PT PNM Investment Management**  
Menara PNM Lt.15, Jl. Kuningan Mulia No. 9F  
Jakarta 12920, Indonesia Call Center: (021) 2511395

**PNM Sijago - Reksadana**  
Akses informasi produk lebih lanjut melalui website [www.pnmim.com](http://www.pnmim.com)

