

<b>Effective Date</b>	12 May 2023
<b>Effective Statement Letter No</b>	S-1248/PM.02/2023
<b>Launch Date</b>	9 June 2023
<b>Currency</b>	IDR
<b>NAV/Unit</b>	IDR 1,084.25
<b>Fund Size</b>	IDR 15.52 Bio
<b>Minimum Investment</b>	IDR 10,000.00
<b>Unit Offered</b>	5,000,000,000 Unit
<b>Valuation Period</b>	Daily

<b>Initial Fee</b>	Max 2.00%
<b>Redemption Fee</b>	Max 2.00%
<b>Switching Fee</b>	Max 2.00%
<b>Management Fee</b>	Max 3.00%
<b>Custodian Fee</b>	Max 0.12%

**About The Fund Manager**

PT PNM Investment Management is a subsidiary of PT Permodalan Nasional Madani, a business entity which is also a member of the Ultra Micro Holding which consists of PT Bank Rakyat Indonesia (Persero) Tbk as the parent holding. In managing Mutual Funds, PT PNM Investment Management as the Investment Manager has received several awards. The management of PT PNM Investment Management consists of professionals who are experienced in the Capital Market sector. The Company is backed and fully supported by a group of financial institutions that are state-owned enterprises.

**Investment Objective**

The fund's objective is to achieve optimum long term asset growth through investment in banking sector equities that have been noted in Infobank15 index. The fund is passively managed.

<b>Asset Allocation</b>	
Equity	: 80% - 100%
Money Market	: 0% - 20%
Cash	: 0% - 20%

<b>Portfolio Breakdown</b>	
Equity	: 98.39%
Money Market	: 0.00%
Cash	: 1.61%

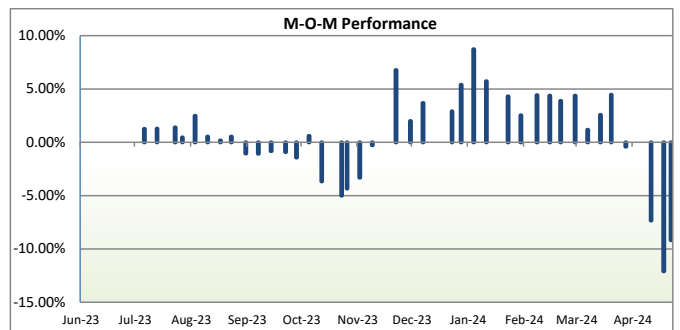
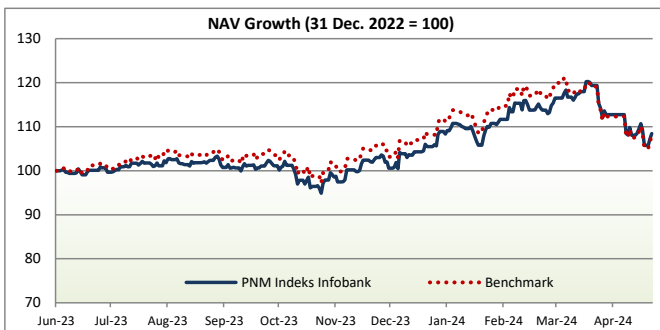
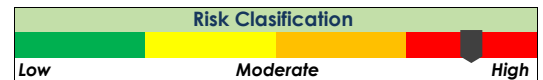
<b>Top Asset Holding</b>		<b>%</b>
1	BMRI PT Bank Mandiri	22%
2	BBCA PT Bank Central Asia	20%
3	BBNI PT Bank Negara Indonesia	19%
4	BBRI PT Bank Rakyat Indonesia	17%
5	BRIS PT Bank Syariah Indonesia	4%
6	ARTO PT Bank Jago	3%
7	BBTN PT Bank Tabungan Negara	3%
8	BANK PT Bank Net Indonesia	2%
9	NISP PT Bank OCBC NISP	1%
10	PNBN PT Bank PAN Indonesia	1%

<b>Fund Performance (%)</b>	<b>Ytd</b>	<b>1 Mo</b>	<b>3 Mos</b>	<b>6 Mos</b>	<b>1 Yr</b>	<b>3 Yrs</b>	<b>5 Yrs</b>	<b>Incpt</b>
<b>PNM INDEKS INFOBANK15</b>	2.79%	-9.18%	-1.46%	12.93%				8.43%
Indeks Infobank15	-0.30%	-9.41%	-4.56%	9.19%				7.88%

<b>Potential Risk</b>	
- Market	- Liquidity
- Macroeconomic	- Political

<b>Best Month</b>	
Jan-24	10.24%

<b>Worst Month</b>	
Apr-24	-12.09%



<b>Custodian Bank</b>	Bank DBS Indonesia
<b>ISIN Code</b>	IDN000507209

<b>Custodian Bank Profile</b>	Bank Maybank Indonesia obtained a license as a Custodian Bank from the Capital Market authority based on the Decree of the Chairman of BAPEPAM Number Kep-67/PM/1991 dated July 20, 1991 as a Custodian Bank in the Capital Market sector.
-------------------------------	--

**Information of Mutual Fund Ownership:** In accordance with OJK regulations, confirmation letters for mutual fund purchase and redemption transaction are valid legal evidence of mutual fund ownership issued and sent by the Custodian Bank. Investors should be able to directly check the updated mutual fund ownership through <https://access.ksei.co.id/>



Past performance of the fund is not a guarantee of this future performance and unit price can go down as well as up and you may lose principal investment. This report is produce for information purposes only, and is not intended to create any rights or obligations. Information describe in this report may not be suitable for all Investors and you are advised to seek independent financial advice before making any investment decisions.



PT PNM Investment Management is registered and supervised by the Financial Services Authority (OJK), and every product offering is carried out by officers who have been registered and supervised by the Financial Services Authority (OJK).



**PT PNM Investment Management**  
Menara PNM Lt.15, Jl. Kuningan Mulia No. 9F  
Jakarta 12920, Indonesia Call Center: (021) 2511395

**PNM Sijago - Reksadana**  
Akses informasi produk lebih lanjut melalui website [www.pnmim.com](http://www.pnmim.com)

